



COMMUNITIES IN SCHOOLS NATIONAL REPORT
COMMUNITY MATTERS
Focus on School Discipline

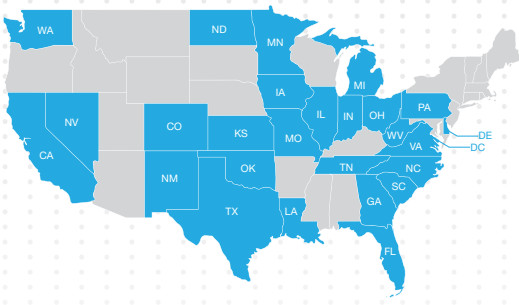
STATE PROFILES



NATIONAL NETWORK

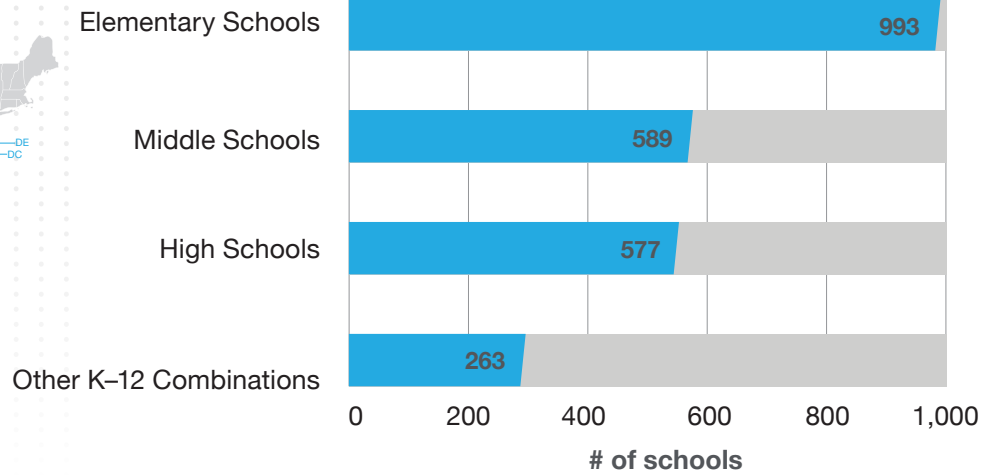
SY 2017–2018

Our Reach:



The map reflects CIS locations as of Jan 1, 2019. 137 affiliate organizations (including state offices and licensed partners) operated in 25 states and the District of Columbia during the 2017-18 school year.

Schools Served by Type



Our Students:

1.6M

total students served

1.45M

students receiving whole-school supports

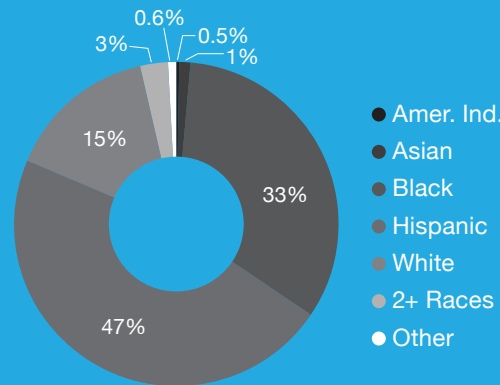
150,700

case-managed students


92%

of case-managed students qualified for free or reduced-price lunch (FRPL)

Race



Gender



Our Results:*

*case-managed student outcomes



92%
improved behavior



89%
improved academics



95%
were promoted (K-11)



96%
graduated or received GED (Grade 12)

CALIFORNIA

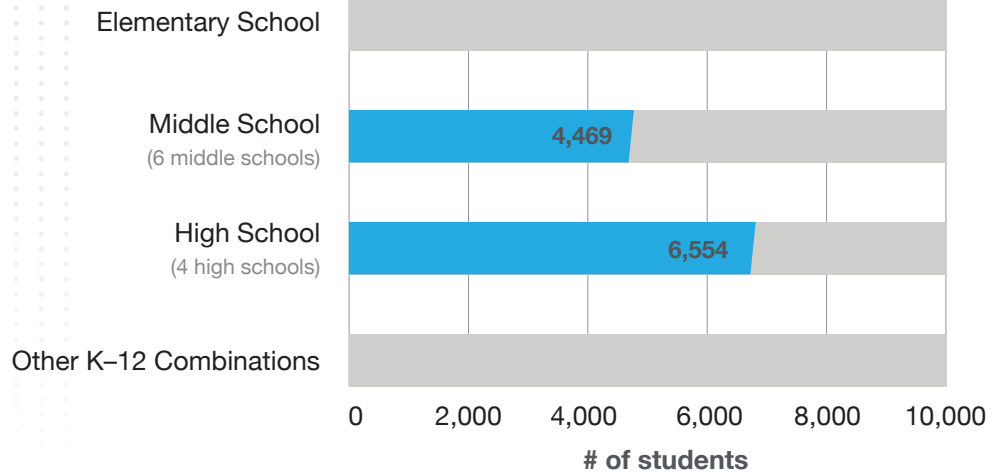
SY 2017-2018

Our Reach:



★ Affiliate Office

Students Served by School Type



Our Students:

11,023

total students served

10,227

students receiving whole-school supports

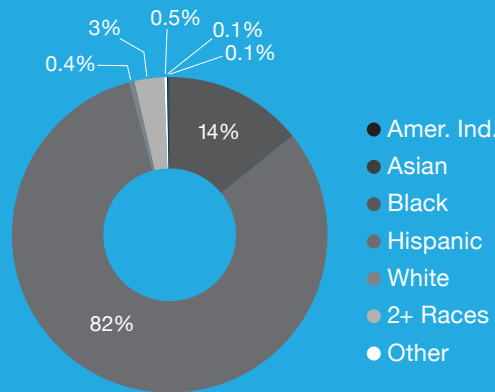
796

case-managed students


98%

of case-managed students qualified for free or reduced-price lunch (FRPL)

Race



Gender



Our Results:*

*case-managed student outcomes



86%
improved behavior



73%
improved academics



91%
were promoted (K-11)




92%
graduated or received GED (Grade 12)

COLORADO

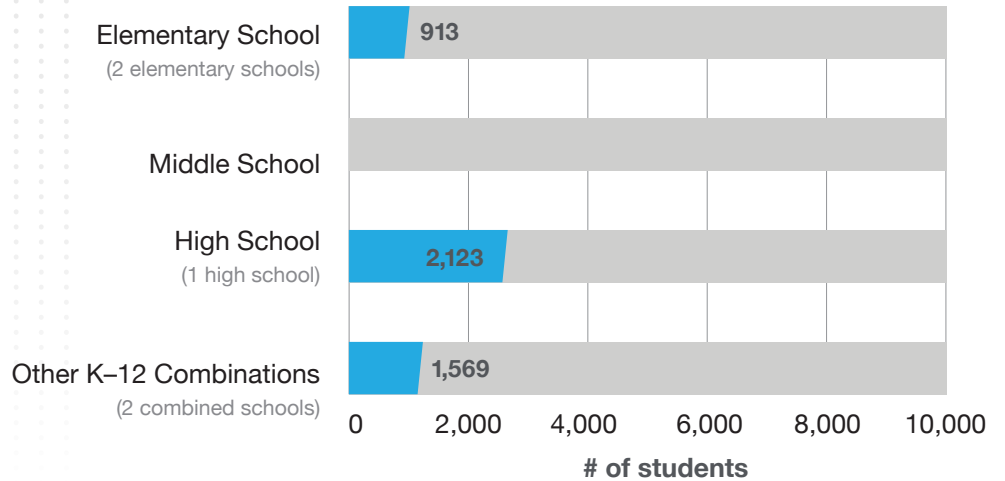
SY 2017–2018

Our Reach:



★ Licensee

Students Served by School Type



Our Students:

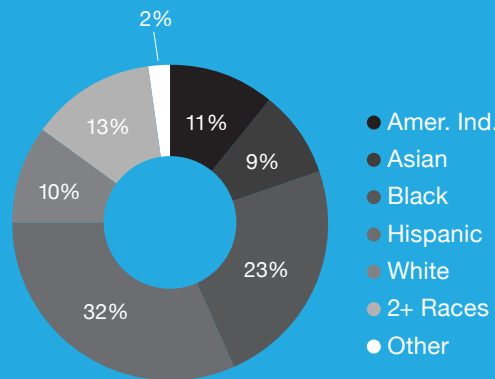
4,605
total students served

4,110
students receiving whole-school supports


495
case-managed students

92%
of case-managed students qualified for free or reduced-price lunch (FRPL)

Race



Gender



Our Results:*

*case-managed student outcomes



93%
improved behavior



85%
improved academics



97%
were promoted (K-11)



89%
graduated or received GED (Grade 12)

DELAWARE

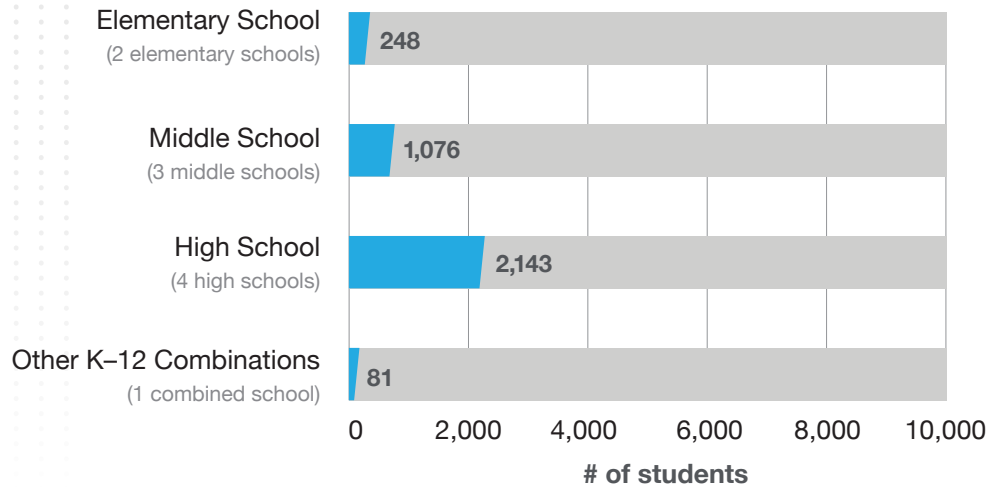
SY 2017–2018

Our Reach:



- ★ Affiliate Office
- ★ State Office

Students Served by School Type



Our Students:

3,548

total students served

3,190

students receiving whole-school supports

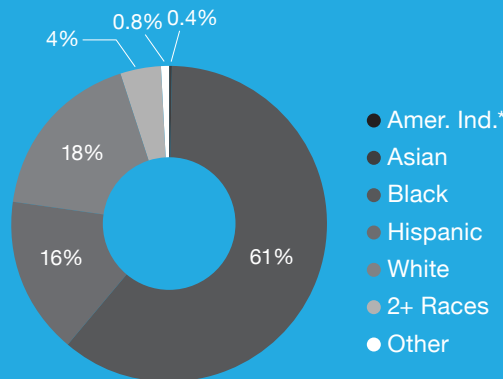
358

case-managed students

84%


of case-managed students qualified for free or reduced-price lunch (FRPL)

Race



*No students reported

Gender



Our Results:*

*case-managed student outcomes



90%
improved behavior



98%
improved academics



92%
were promoted (K–11)

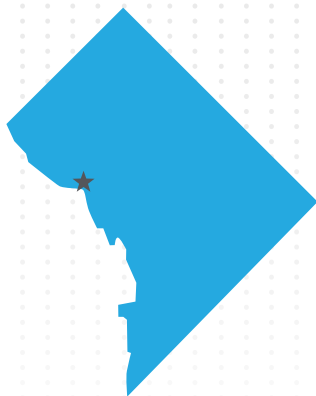


92%
graduated or received GED (Grade 12)

DISTRICT OF COLUMBIA

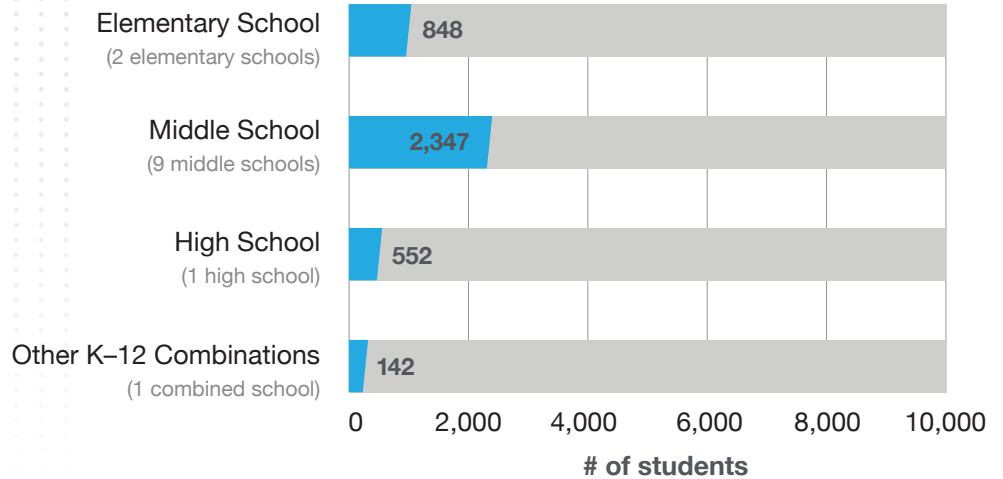
SY 2017–2018

Our Reach:



★ Affiliate Office

Students Served by School Type



Our Students:

3,889

total students served

3,425

students receiving whole-school supports

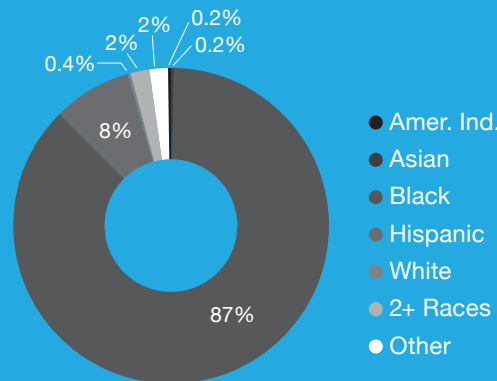
464

case-managed students


94%

of case-managed students qualified for free or reduced-price lunch (FRPL)

Race



Gender



Our Results:*

*case-managed student outcomes



86%
improved behavior



78%
improved academics



97%
were promoted (K–11)



100%
graduated or received GED (Grade 12)

FLORIDA

SY 2017–2018

Our Reach:



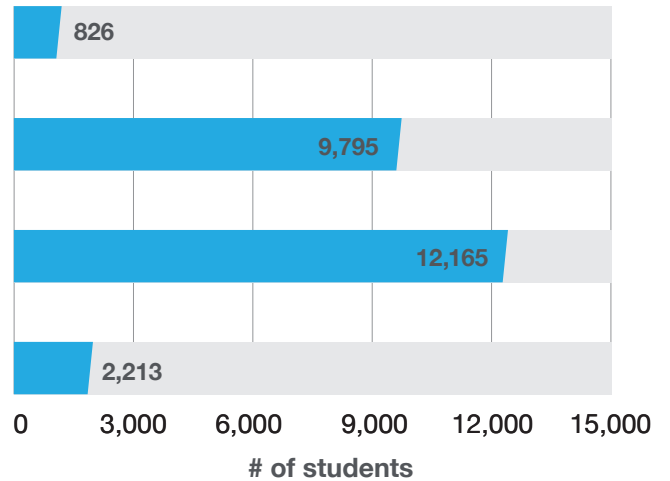
Elementary School
 (10 elementary schools)

 Middle School
 (17 middle schools)

 High School
 (15 high schools)

 Other K–12 Combinations
 (5 combined schools)

Students Served by School Type



Our Students:

24,999

total students served

21,830

students receiving whole-school supports

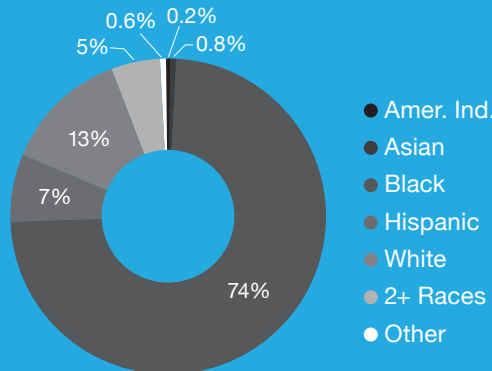
3,169

case-managed students


93%

of case-managed students qualified for free or reduced-price lunch (FRPL)

Race



Gender



Our Results:*

*case-managed student outcomes



90%
improved behavior goals



87%
improved academics



91%
were promoted (K–11)



96%
graduated or received GED (Grade 12)

GEORGIA

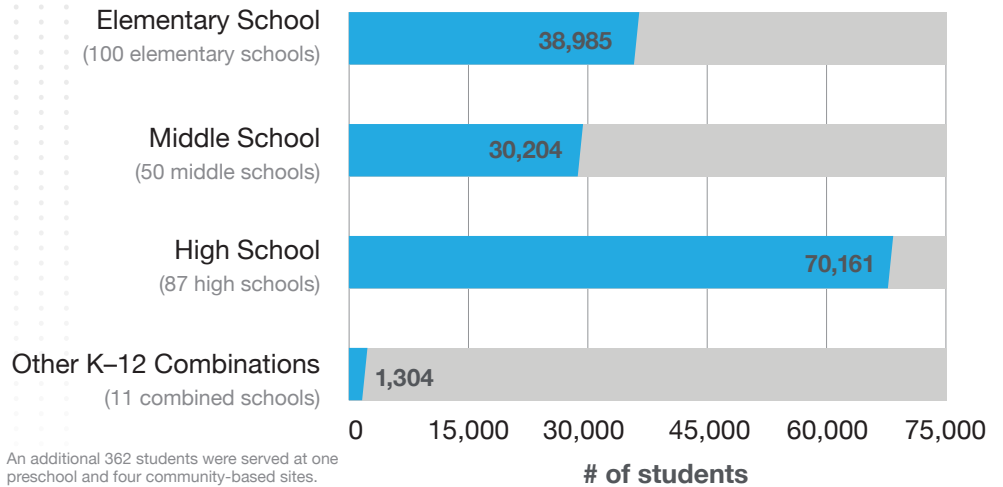
SY 2017–2018

Our Reach:



- ★ Affiliate Office
- ☆ State Office

Students Served by School Type



Our Students:

141,016

total students served

129,321

students receiving whole-school supports

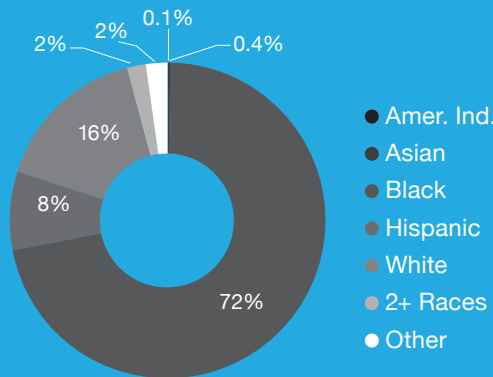
11,695

case-managed students


96%

of case-managed students qualified for free or reduced-price lunch (FRPL)

Race



Gender



Our Results:*

*case-managed student outcomes



74%
improved behavior



79%
improved academics



92%
were promoted (K–11)



97%
graduated or received GED (Grade 12)

ILLINOIS

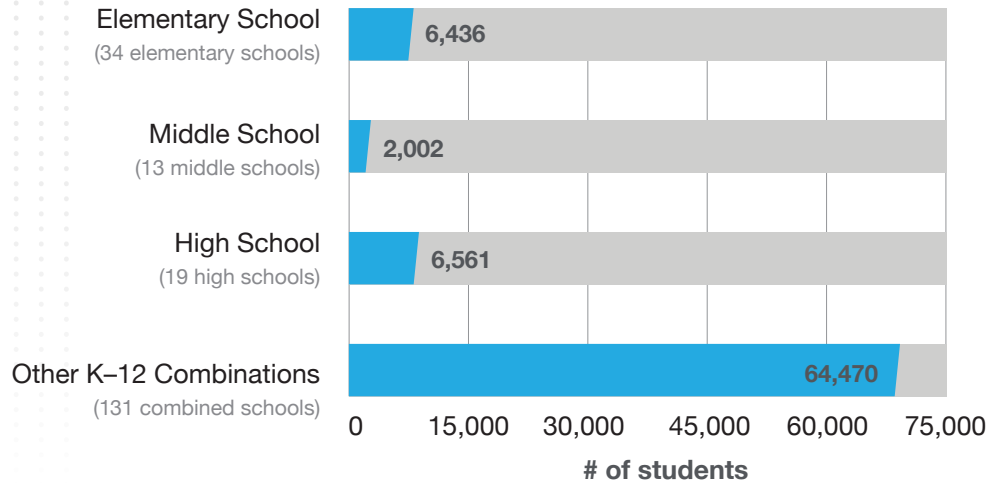
SY 2017–2018

Our Reach:



★ Affiliate Office

Students Served by School Type



Our Students:

79,469

total students served

78,734

students receiving whole-school supports

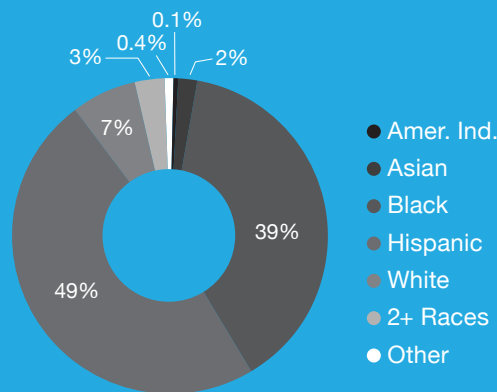
735

case-managed students


88%

of case-managed students qualified for free or reduced-price lunch (FRPL)

Race



Gender



Our Results:*

*case-managed student outcomes



79%
improved behavior



93%
improved academics



97%
were promoted (K–11)



88%
graduated or received GED (Grade 12)

INDIANA

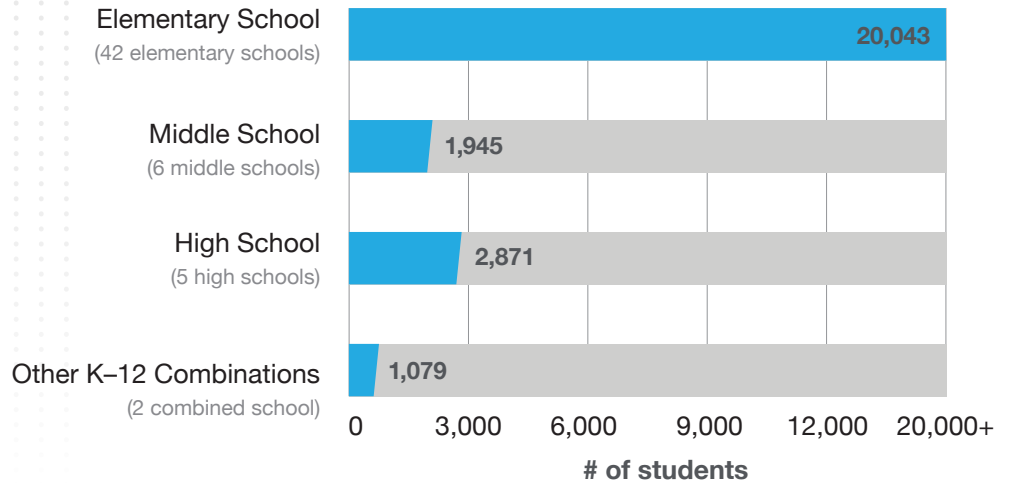
SY 2017–2018

Our Reach:



- ★ Affiliate Office
- ★ State Office

Students Served by School Type



Our Students:

25,938

total students served

23,163

students receiving whole-school supports

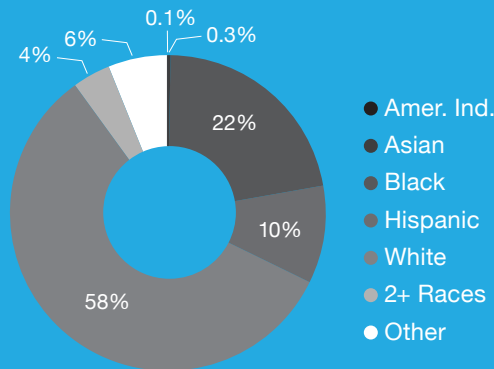
2,775

case-managed students


81%

of case-managed students qualified for free or reduced-price lunch (FRPL)

Race



Gender



Our Results:*

*case-managed student outcomes



87%
improved behavior



85%
improved academics



97%
were promoted (K–11)



94%
graduated or received GED (Grade 12)

IOWA

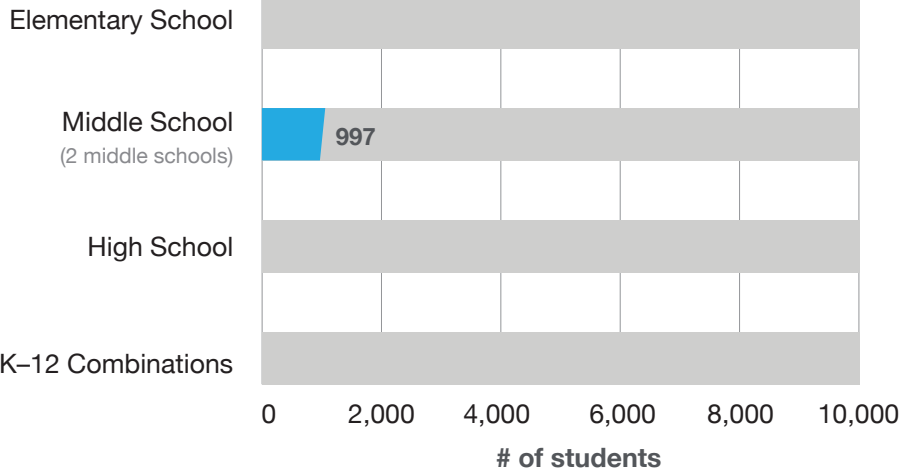
SY 2017–2018

Our Reach:



★ CIS of Mid-America Location

Students Served by School Type



Our Students:

997

total students served

871

students receiving whole-school supports

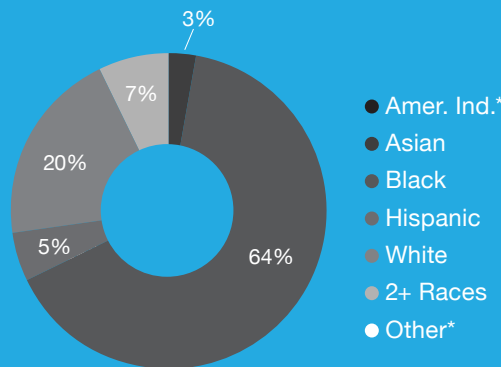
126

case-managed students

94%


of case-managed students qualified for free or reduced-price lunch (FRPL)

Race



*No students reported

Gender



Our Results:*

*case-managed student outcomes



70% improved behavior



71% improved academics



99% were promoted (K–11)

KANSAS

SY 2017-2018

Our Reach:



- ★ State Office
- ★ CIS of Mid-America Location

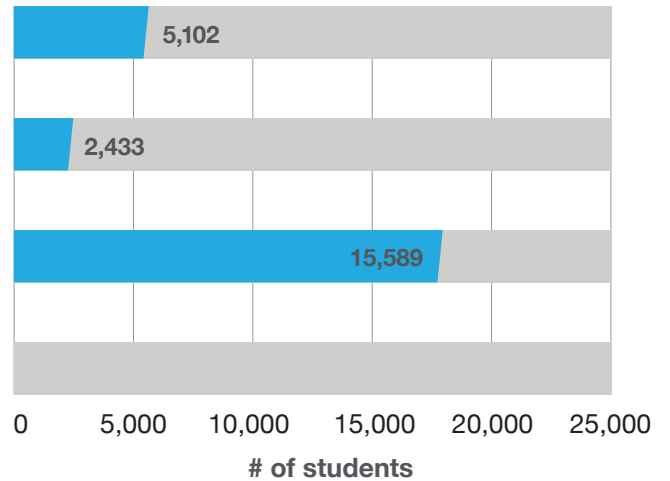
Elementary School
(11 elementary schools)

Middle School
(4 middle schools)

High School
(13 high schools)

Other K-12 Combinations

Students Served by School Type



Our Students:

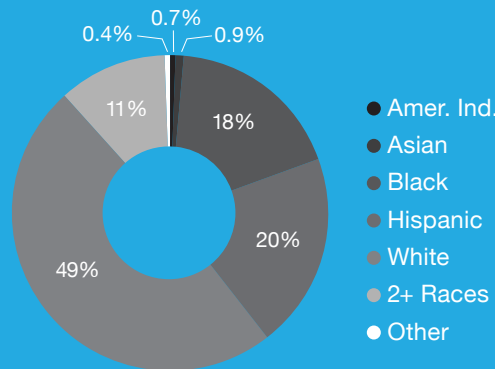
23,124
total students served

21,224
students receiving whole-school supports


1,900
case-managed students

93%
of case-managed students qualified for free or reduced-price lunch (FRPL)

Race



Gender



Our Results:*

*case-managed student outcomes



84%
improved behavior



79%
improved academics



96%
were promoted (K-11)



96%
graduated or received GED (Grade 12)

LOUISIANA

SY 2017 – 2018

Our Reach:



- ★ Affiliate Office
- ☆ Licensee

Elementary School
(5 elementary schools)

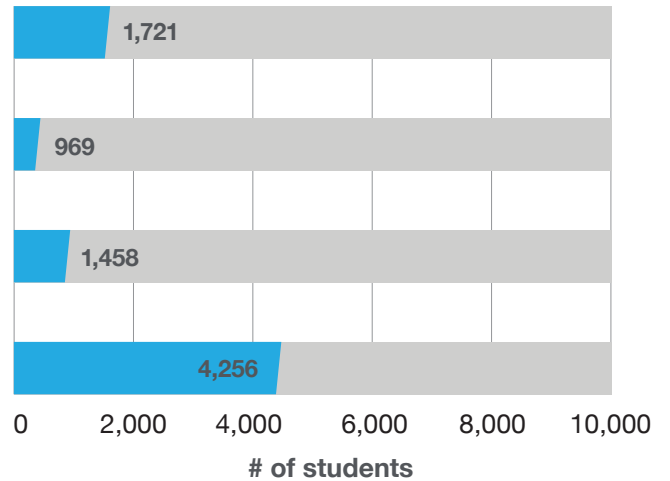
Middle School
(2 middle schools)

High School
(10 high schools)

Other K–12 Combinations
(8 combined schools)

An additional 81 students were served at one preschool site.

Students Served by School Type



Our Students:

8,485

total students served

6,631

students receiving whole-school supports

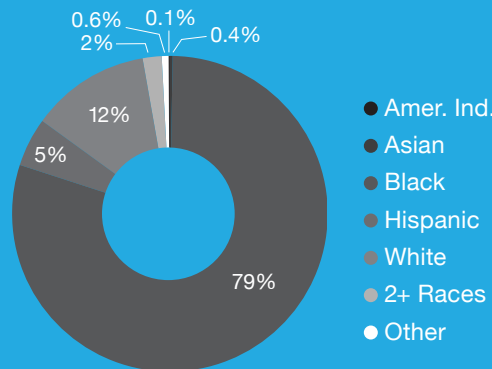
1,854

case-managed students


92%

of case-managed students qualified for free or reduced-price lunch (FRPL)

Race



Gender



Our Results:*

*case-managed student outcomes



81%
improved behavior



78%
improved academics



81%
were promoted (K–11)

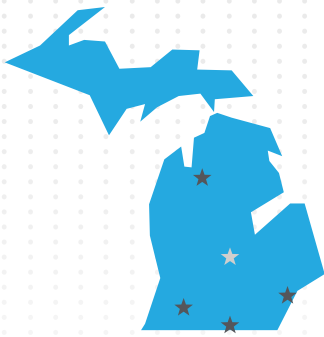


54%
graduated or received GED (Grade 12)

MICHIGAN

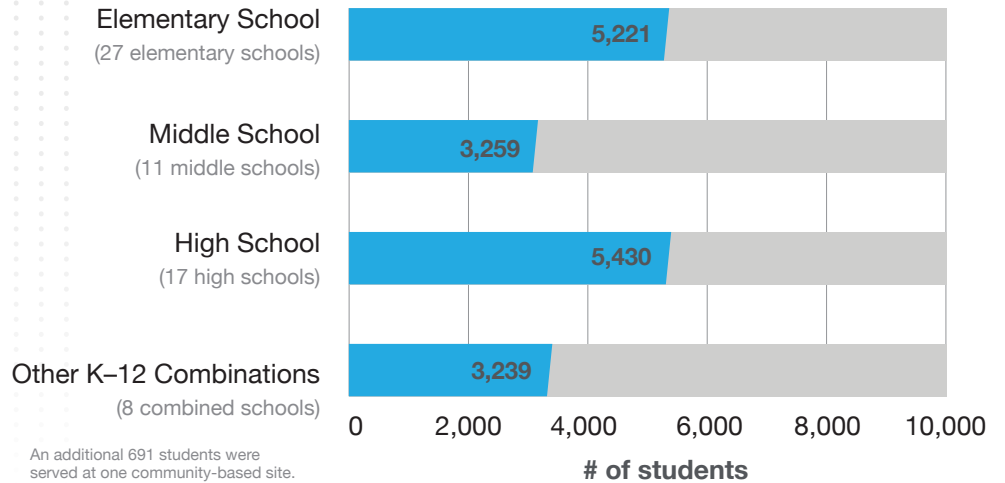
SY 2017–2018

Our Reach:



- ★ Affiliate Office
- ★ State Office

Students Served by School Type



Our Students:

17,840

total students served

16,189

students receiving whole-school supports

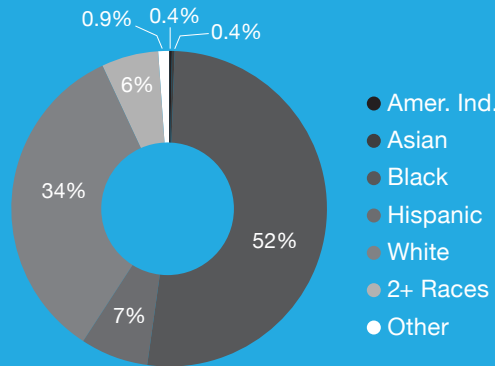
1,651

case-managed students


87%

of case-managed students qualified for free or reduced-price lunch (FRPL)

Race



Gender



Our Results:*

*case-managed student outcomes



91% improved behavior



87% improved academics



94% were promoted (K–11)

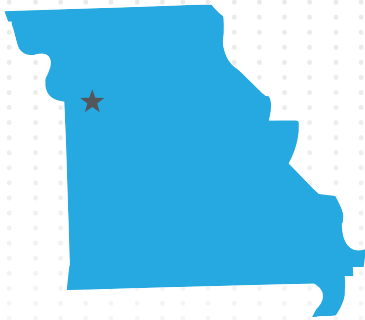


97% graduated or received GED (Grade 12)

MISSOURI

SY 2017-2018

Our Reach:



★ CIS of Mid-America Location

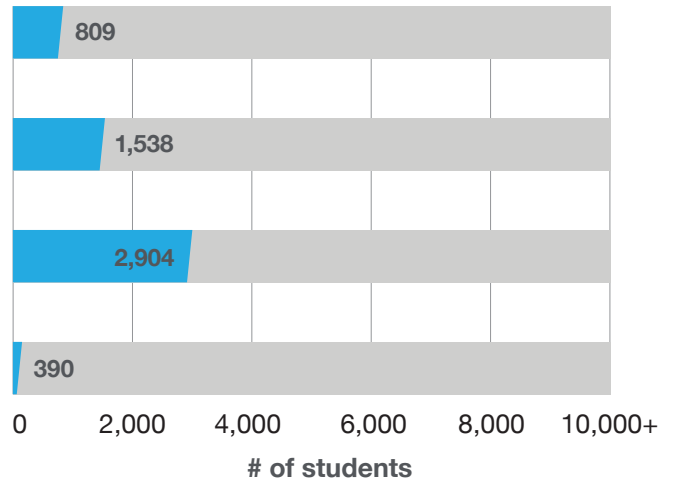
Elementary School
(3 elementary schools)

Middle School
(3 middle schools)

High School
(5 high schools)

Other K-12 Combinations
(1 combined school)

Students Served by School Type



Our Students:

5,641

total students served

4,911

students receiving whole-school supports

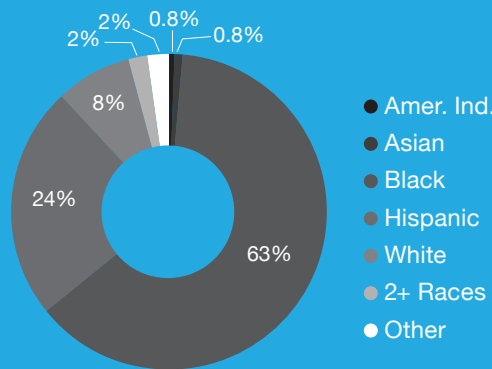
730

case-managed students


97%

of case-managed students qualified for free or reduced-price lunch (frpl)

Race



Gender



Our Results:*

*case-managed student outcomes



72%
improved behavior



74%
improved academics



91%
were promoted (K-11)



96%
graduated or received GED (Grade 12)

NORTH CAROLINA

SY 2017–2018

Our Reach:

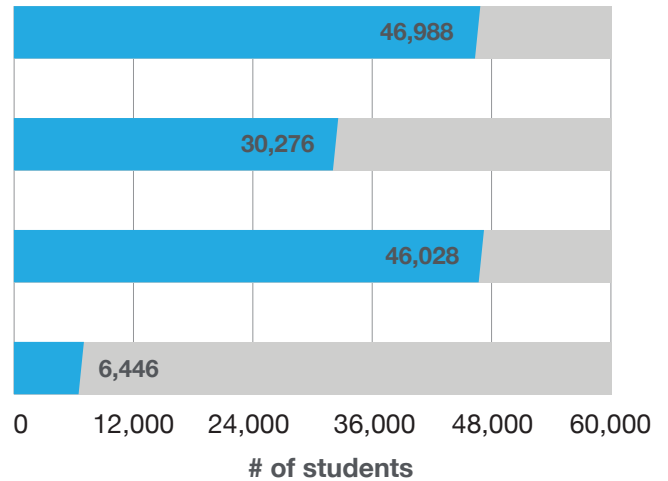


- ★ Affiliate Office
- ☆ State Office

Elementary School (127 elementary schools)	46,988
Middle School (76 middle schools)	30,276
High School (59 high schools)	46,028
Other K–12 Combinations (16 combined schools)	6,446

An additional 14,294 students were served at nine community-based sites. There were 1,336 additional students not reported by school type.

Students Served by School Type



Our Students:

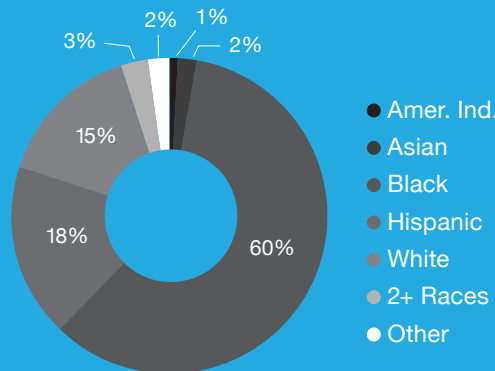
145,368
total students served

131,633
students receiving whole-school supports


13,735
case-managed students

92%
of case-managed students qualified for free or reduced-price lunch (FRPL)

Race



Gender



Our Results:*

*case-managed student outcomes



87%
improved behavior



86%
improved academics



95%
were promoted (K–11)



96%
graduated or received GED (Grade 12)

NEBRASKA

SY 2017–2018

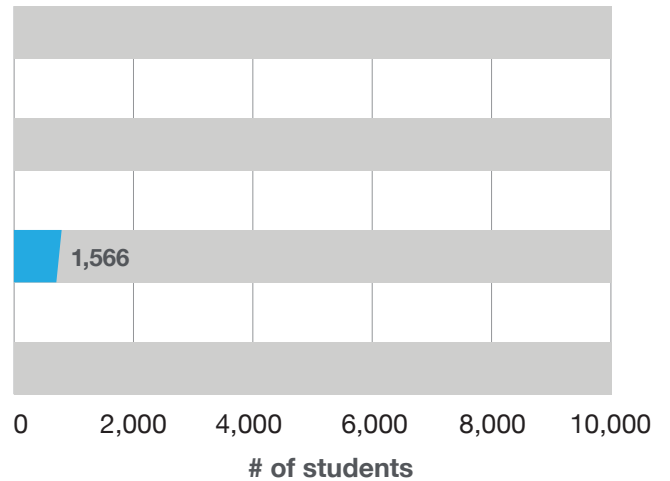
Our Reach:



★ CIS of Mid-America Location

Elementary School
Middle School
High School
(1 high school)
Other K–12 Combinations

Students Served by School Type



Our Students:

1,566

total students served

1,496

students receiving whole-school supports

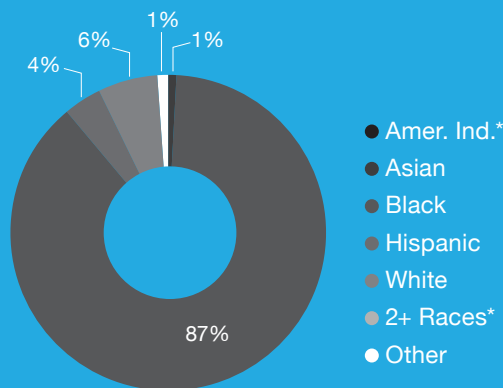
70

case-managed students

83%


of case-managed students qualified for free or reduced-price lunch (FRPL)

Race



*No students reported

Gender



Our Results:*

*case-managed student outcomes



75%
improved academics



100%
were promoted (K–11)



92%
graduated or received GED (Grade 12)

NEW MEXICO

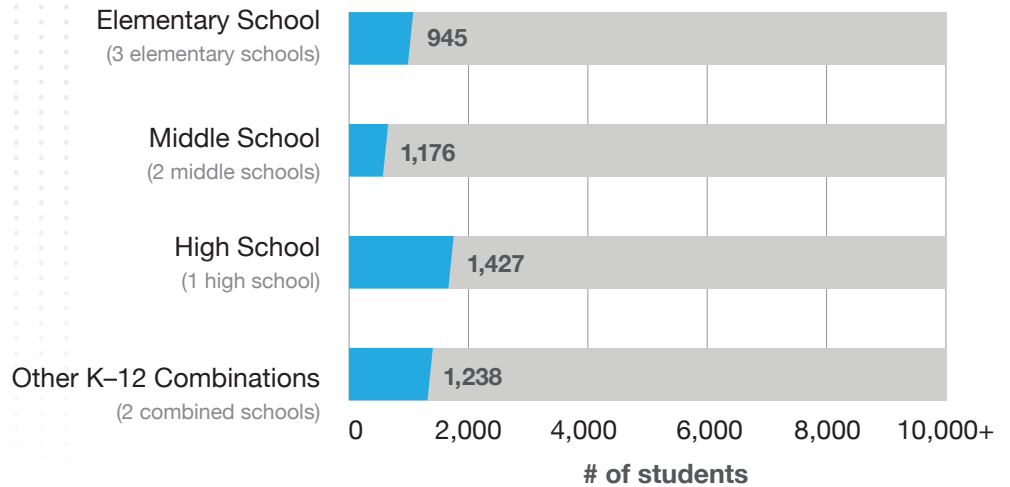
SY 2017–2018

Our Reach:



★ Affiliate Office

Students Served by School Type



Our Students:

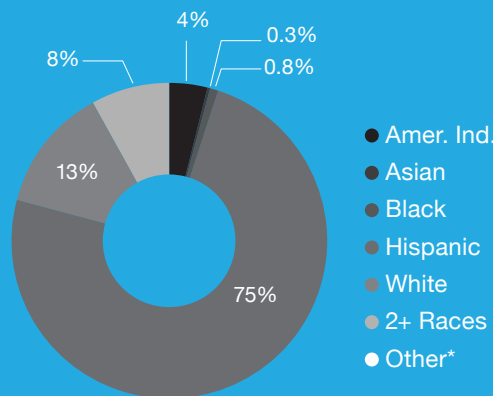
4,786
total students served

4,386
students receiving
whole-school supports

400
case-managed students


98%
of case-managed students
qualified for free or
reduced-price lunch (FRPL)

Race



*No students reported

Gender



Our Results:*

*case-managed student outcomes



97%
improved
behavior



72%
improved
academics



87%
were promoted
(K–11)



86%
graduated or
received GED
(Grade 12)

NEVADA

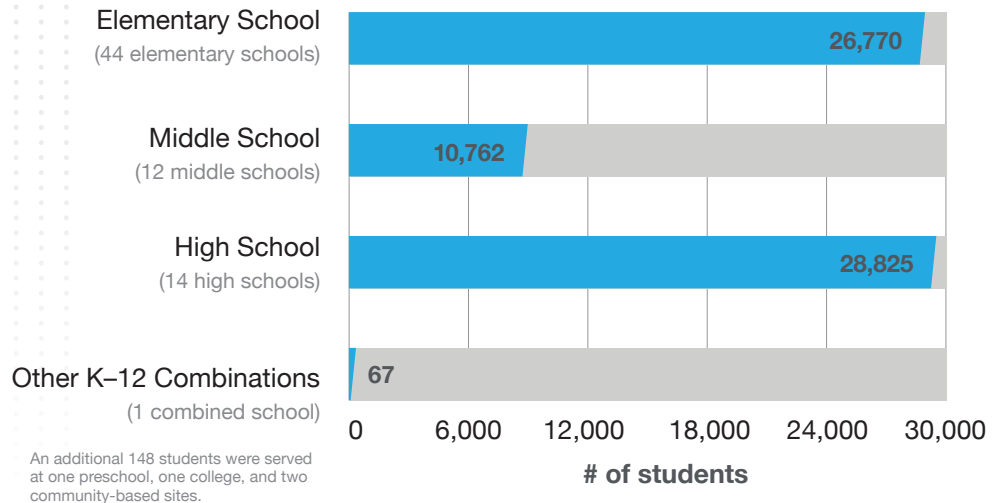
SY 2017–2018

Our Reach:



- ★ Affiliate Office
- ★ State Office

Students Served by School Type



Our Students:

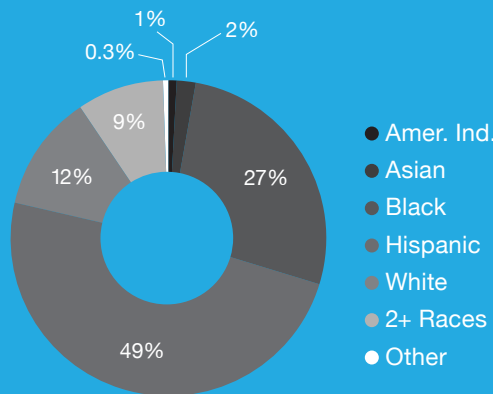
66,572
total students served

61,081
students receiving whole-school supports


5,491
case-managed students

92%
of case-managed students qualified for free or reduced-price lunch (FRPL)

Race



Gender



Our Results:*

*case-managed student outcomes



85%
improved behavior



81%
improved academics



97%
were promoted (K–11)

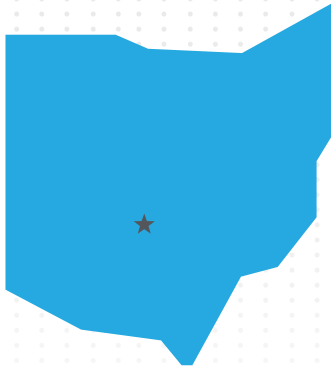


90%
graduated or received GED (Grade 12)

OHIO

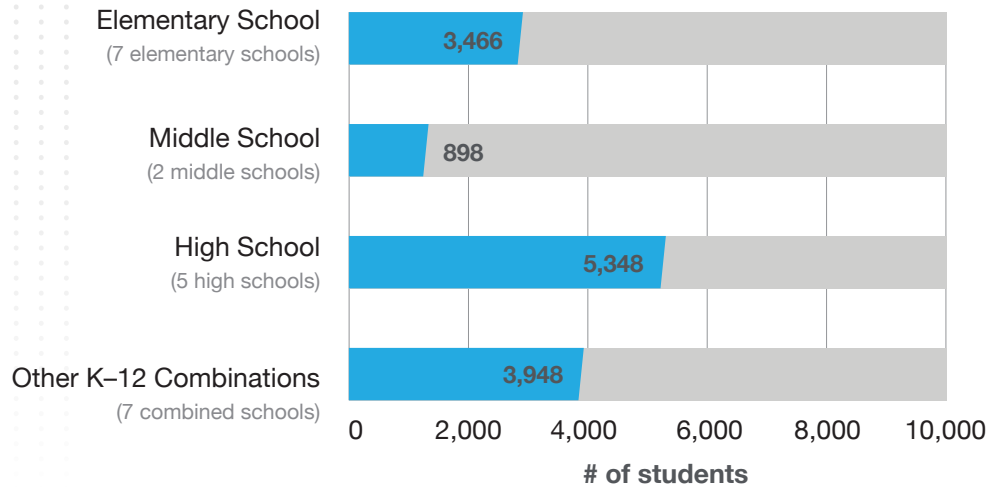
SY 2017–2018

Our Reach:



★ Affiliate Office

Students Served by School Type



Our Students:

13,660

total students served

12,416

students receiving whole-school supports

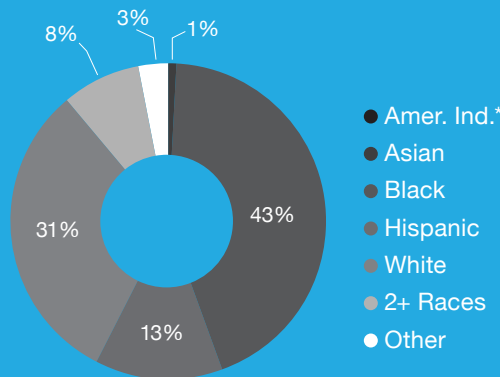
1,244

case-managed students

89%


of case-managed students qualified for free or reduced-price lunch (FRPL)

Race



*No students reported

Gender



Our Results:*

*case-managed student outcomes



85%
improved behavior



81%
improved academics



94%
were promoted (K–11)



92%
graduated or received GED (Grade 12)

OKLAHOMA

SY 2017–2018

Our Reach:



★ CIS of Mid-America Location

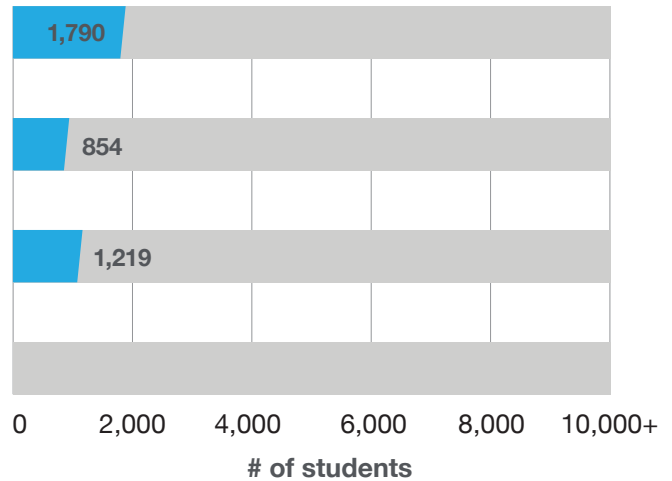
Elementary School
(3 elementary schools)

Middle School
(2 middle schools)

High School
(2 high schools)

Other K–12 Combinations

Students Served by School Type



Our Students:

3,863

total students served

3,316

students receiving whole-school supports

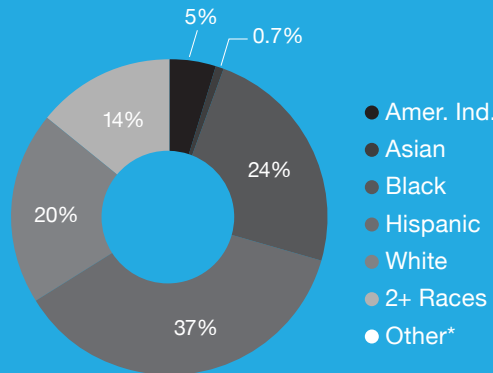
547

case-managed students

96%


of case-managed students qualified for free or reduced-price lunch (FRPL)

Race



*No students reported

Gender



Our Results:*

*case-managed student outcomes



93%
improved behavior



81%
improved academics



92%
were promoted (K–11)



98%
graduated or received GED (Grade 12)

PENNSYLVANIA

SY 2017–2018

Our Reach:



- ★ Affiliate Office
- ☆ State Office

Data were received for 3 of 4 affiliates.

Elementary School
(13 elementary schools)

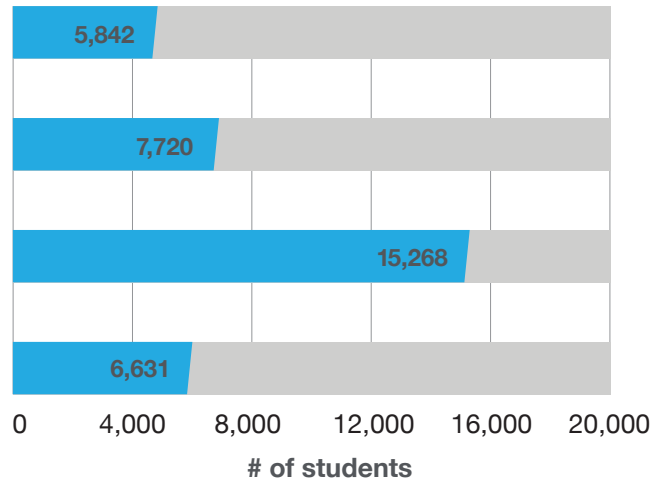
Middle School
(12 middle schools)

High School
(9 high schools)

Other K–12 Combinations
(12 combined schools)

An additional 969 students were served at one college, one community-based site, and one other site. There were 73 additional students not reported by school type.

Students Served by School Type



Our Students:

36,503

total students served

34,217

students receiving whole-school supports

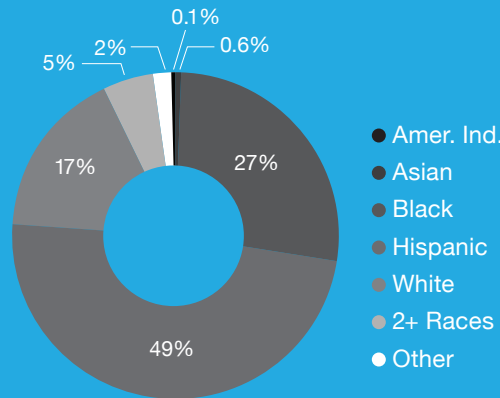
2,286

case-managed students


92%

of case-managed students qualified for free or reduced-price lunch (FRPL)

Race



Gender



Our Results:*

*case-managed student outcomes



74%
improved behavior



76%
improved academics



82%
were promoted (K–11)

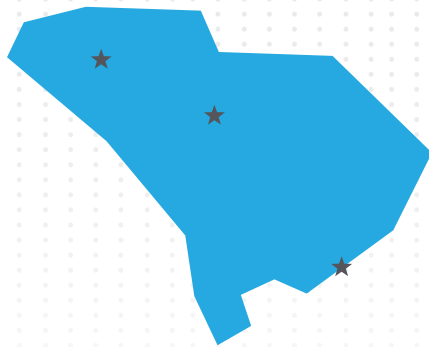


89%
graduated or received GED (Grade 12)

SOUTH CAROLINA

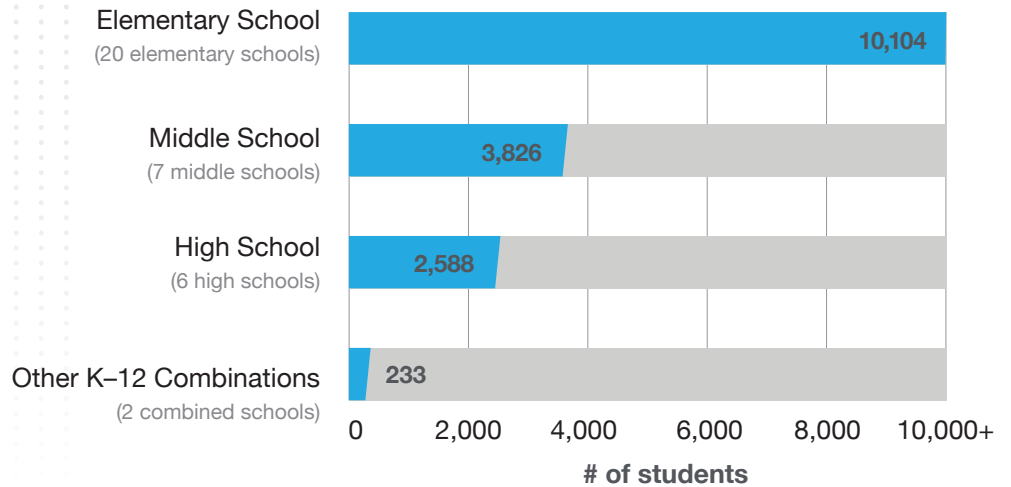
SY 2017–2018

Our Reach:



★ Affiliate Office

Students Served by School Type



Our Students:

16,751

total students served

15,340

students receiving whole-school supports

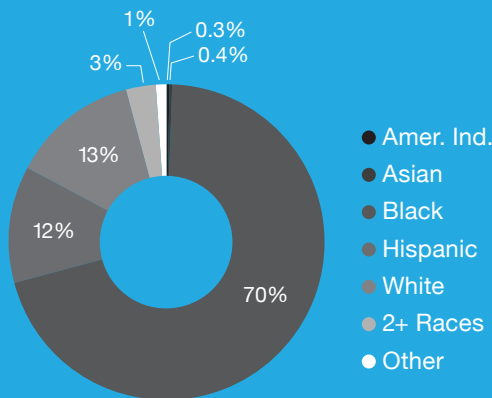
1,411

case-managed students


97%

of case-managed students qualified for free or reduced-price lunch (FRPL)

Race



Gender



Our Results:*

*case-managed student outcomes



91%
improved behavior



91%
improved academics



96%
were promoted (K–11)



100%
graduated or received GED (Grade 12)

TENNESSEE

SY 2017–2018

Our Reach:



- ★ Affiliate Office
- ★ State Office

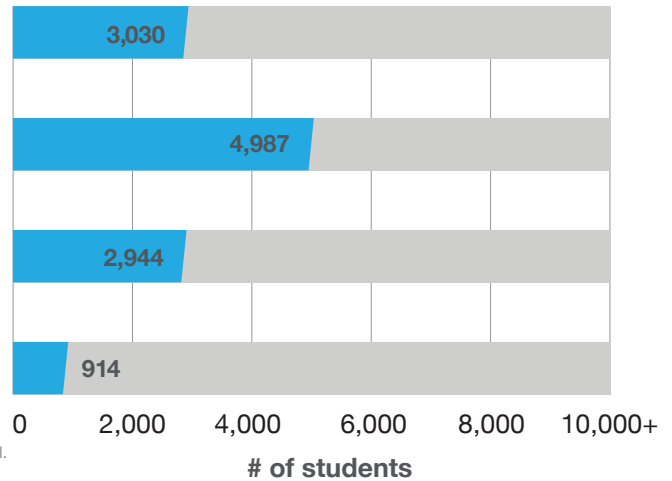
Elementary School
(7 elementary schools)

Middle School
(11 middle schools)

High School
(6 high schools)

Other K–12 Combinations
(2 combined schools)

Students Served by School Type



An additional 163 students were served at one preschool.

Our Students:

12,038

total students served

10,919

students receiving whole-school supports

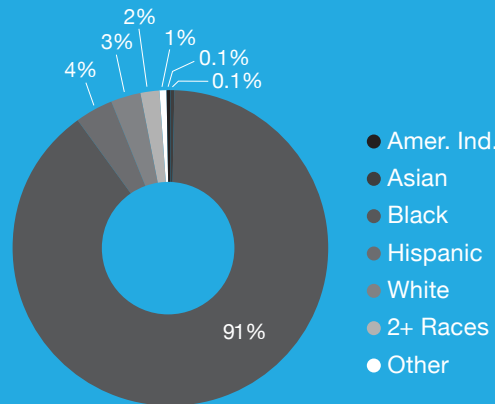
1,119

case-managed students


95%

of case-managed students qualified for free or reduced-price lunch (FRPL)

Race



Gender



Our Results:*

*case-managed student outcomes



89%
improved behavior



89%
improved academics



84%
were promoted (K–11)

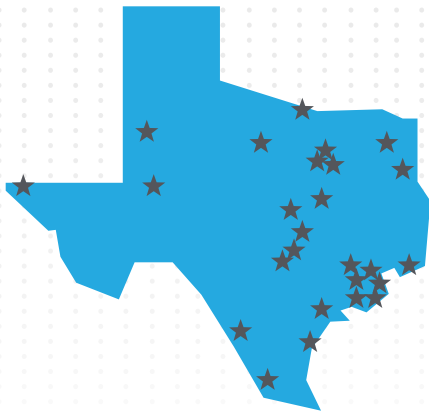


90%
graduated or received GED (Grade 12)

TEXAS

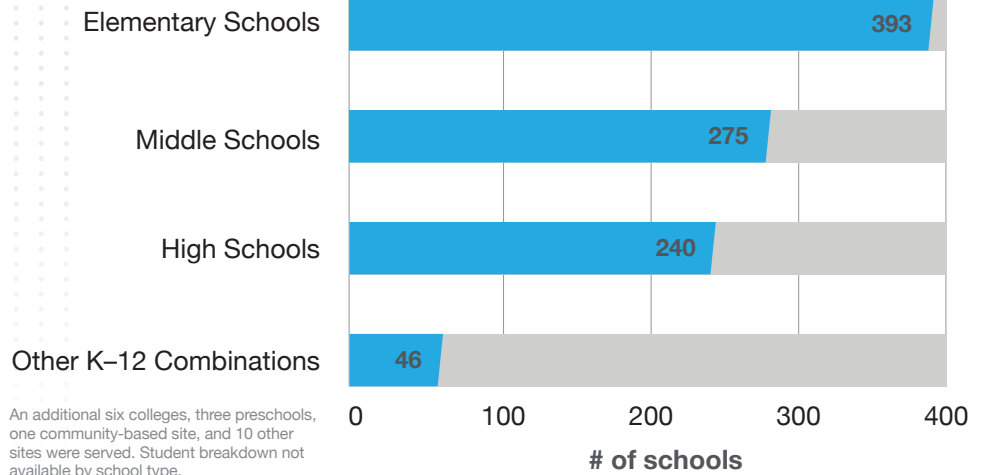
SY 2017-2018

Our Reach:



★ Affiliate Office

Schools Served by Type



Our Students:

813,902

total students served

724,962

students receiving whole-school supports

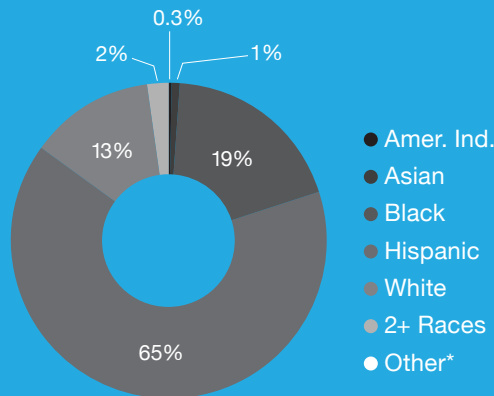
88,940

case-managed students

92%


of case-managed students qualified for free or reduced-price lunch (FRPL)

Race



*No students reported

Gender



Our Results:*

*case-managed student outcomes



94% improved behavior



93% improved academics



97% were promoted (K-11)



97% graduated or received GED (Grade 12)

VIRGINIA

SY 2017–2018

Our Reach:



- ★ Affiliate Office
- ★ State Office

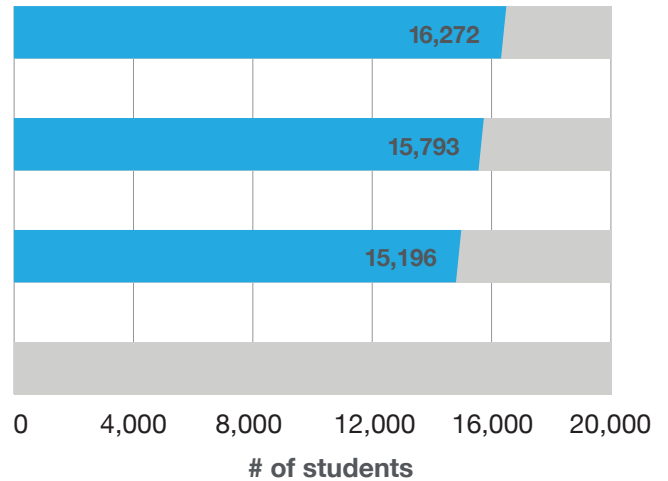
Elementary School
(36 elementary schools)

Middle School
(21 middle schools)

High School
(19 high schools)

Other K–12 Combinations

Students Served by School Type



Our Students:

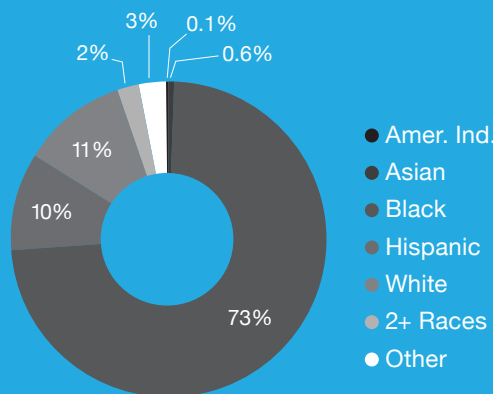
47,261
total students served

43,222
students receiving whole-school supports


4,039
case-managed students

94%
of case-managed students qualified for free or reduced-price lunch (FRPL)

Race



Gender



Our Results:*

*case-managed student outcomes



82%
improved behavior



80%
improved academics



95%
were promoted (K–11)



89%
graduated or received GED (Grade 12)

WASHINGTON

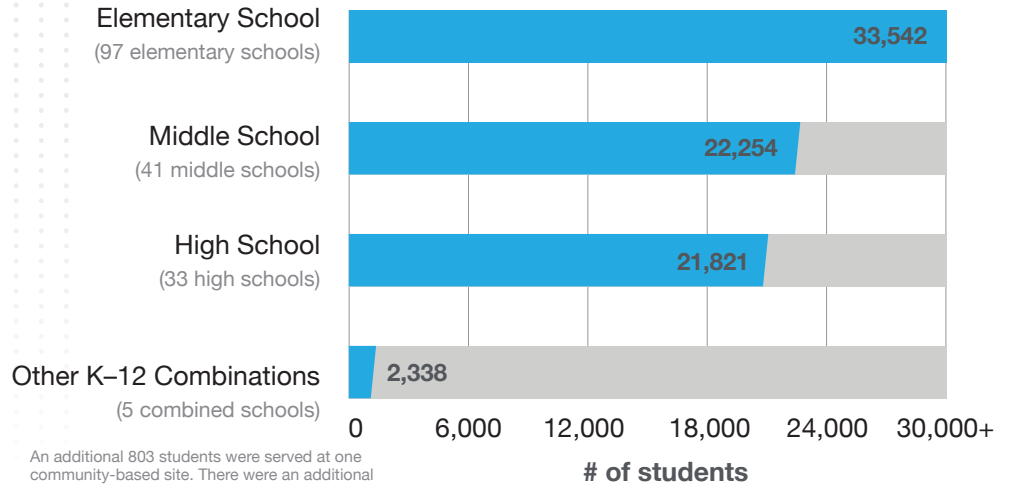
SY 2017-2018

Our Reach:



- ★ Affiliate Office
- ★ State Office

Students Served by School Type



Our Students:

80,823

total students served

76,362

students receiving whole-school supports

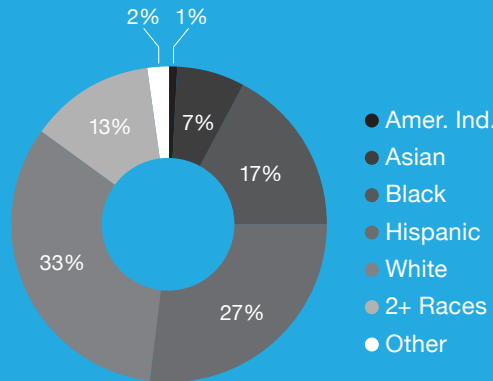
4,461

case-managed students


89%

of case-managed students qualified for free or reduced-price lunch (FRPL)

Race



Gender



Our Results:*

*case-managed student outcomes



87%
improved behavior



87%
improved academics



98%
were promoted (K-11)

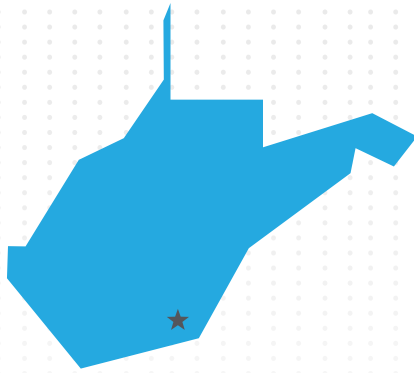


88%
graduated or received GED (Grade 12)

WEST VIRGINIA

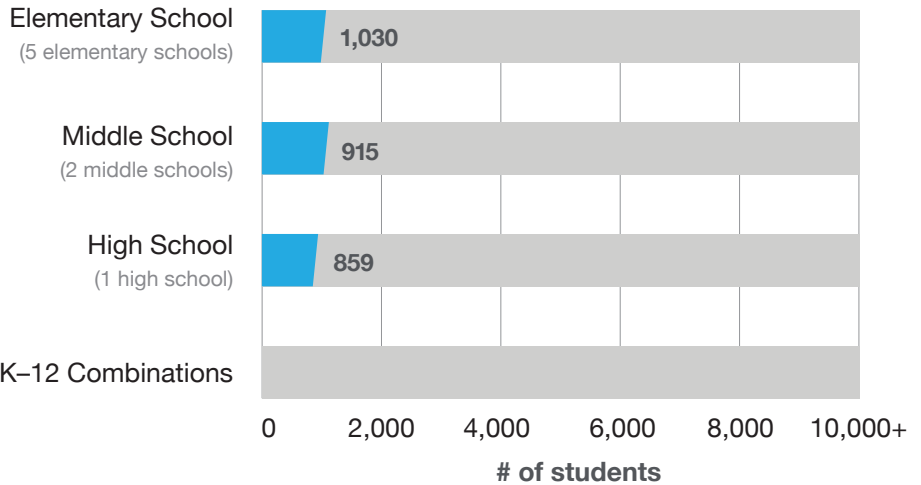
SY 2017–2018

Our Reach:



★ Affiliate Office

Students Served by School Type



Our Students:

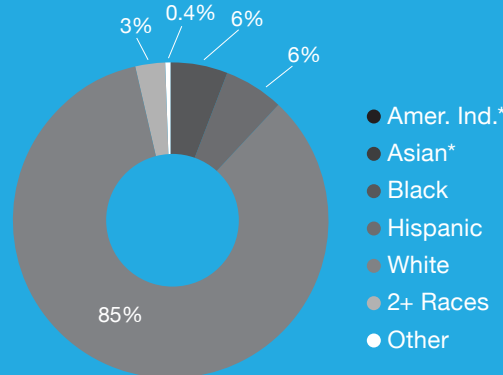
2,804
total students served

2,550
students receiving whole-school supports

254
case-managed students


81%
of case-managed students qualified for free or reduced-price lunch (FRPL)

Race



*No students reported

Gender



Our Results:*

*case-managed student outcomes



81%
improved behavior



87%
improved academics



92%
were promoted (K–11)



100%
graduated or received GED (Grade 12)